


# VIVA LIGAYA

## SPECIFICATION DATA


LENGTH OVERALL	:	40.00 Metres
LENGTH WATERLINE	:	35.60 Metres
BEAM OVERALL	:	7.26 Metres
DRAFT	:	2.65 Metres
MOULDED DEPTH	:	4.25 M
HEIGHT ABOVE WATER	:	11.75 Metres
GROSS TONNAGE	:	285 Tonnes
DISPLACEMENT	:	278 Tonnes
LIGHT SHIP	:	225 Tonnes
TOP SPEED	:	12.8 KN
CRUISING SPEED	:	10.8 KN
PASSENGERS	:	12 persons
CREW	:	7 persons
CALL SIGN	:	ZCPF9
OFFICIAL NUMBER	:	739123
FLAG	:	CAYMAN ISLANDS SHIPPING REGISTRY (CISR-009)
PORT REGISTRY	:	GEORGE TOWN 22 May 2006
IMO	:	(TBA)
MMSI NO.	:	(Mini – M)
INMARSAT C	:	ISN NO. (TBA) Answer Back: - (TBA)
EPIRBS	:	NAT MODEL S1010 Programmed with call sign & MMSI Number
SART	:	PLESSEY SMAT SAT
CERTIFICATES	:	Lloyds $\nabla$ 100 – A1 SSC Yacht Mono G6 + MCA Y2. International Tonnage Certificate Gross Tonnage 285 Net Tonnage 85 (1969 rules) International Loadline Certificate MCA Y2 Compliance, Commercially Registered
<b><u>CONSTRUCTION:</u></b>		
Builder	:	Ocean Pacifico Services, Inc., Subic Bay Philippines
Design	:	OPSI Yacht Design (Design No. 376)
Design Consultants	:	Ben Van Der Veur (Dutch Naval Architect) Oceanic Yacht Design (Marine Consultant)
Design Standard	:	Lloyds Rules & Regulations G6 & Special Service Craft Yacht Graph 6 (Mono hull)
Class	:	Lloyds $\nabla$ 100 – A1 SSC Yacht Mono G6 + MCA. Y2.
Keel Laid Date	:	January 2003
Proposed Launch Date	:	$\frac{3}{4}$ QTR 2007



-- 2 --

Proposed Commission Date	:	First QTR 2009
Material	:	Steel Hull, Aluminium Superstructure
Chine	:	Round Bilge, Deep "V" Keel
Keel	:	Flat Base (Full Length)
Stringers	:	75 x 50 x 6 Mild Steel
Superstructure	:	Aluminum 5083 – 5383 rolled / Sections 6061 T6 Marine structural grade (Tri-clad Joiner Strip)
Rudders	:	2 x 320 x 120mm dia S/S shaft c/W RST 37 steel
Deck Areas	:	6mm steel fully enclosed with laid double marine ply and Teak decking – (corked with sikaflex)
Windows	:	Aluminum frame, fixed, glazed smoke tint, toughened and polished glass
Cabin Stern Door	:	Curved polished S/S frame, fixed, glazed smoke tint
Main Saloon	:	(Auto opening – Custom Built)
Sun Lounge	:	(Auto opening – Custom Built)
Cabin Side Doors	:	Aluminum with concealed dog assembly – upper window fixed glazed smoke tint
SOLAS Guest Acc Door	:	Winel "SOLAS" certificated 2 meter wide Watertight sliding door complete with emergency hand pumps and remote emergency station at guests area lobby and main deck.
Ballast	:	
Watertight Bulkheads	:	5 (6 watertight compartments) + SOLAS watertight dividing door
Fuel Capacity	:	45,333 Litres + ( Emergency Reserve Avail 9238. )
Range Estimated	:	3,900 Nautical Miles @ cruise speed
Fresh Water	:	10,260 litres in integral tank
Lube & Hydraulic oil storage	:	200 litres / 200 litres capacity
Sewage Capacity (Blk/Grey)	:	10,844 litres

TANK TABLE, TANK ARRANGEMENT						
NO.	FRAME NO.	CONTENTS	VOLUME (m <sup>3</sup> )	SPECIFIC WEIGHT (ton /m <sup>3</sup> )	WEIGHT (ton)	LITRES
1	2 – 5, CL	Fresh Water	10.260	1.000	10.260	10,260
2	8 – 12, CL	Sewage / Grey	3.512	1.025	3.600	3,512
3	12 -15, CL	Fuel	2.938	0.944	2.773	2,938
4	15 – 20, SS	Fuel	3.206	0.944	3.026	3,206
5	15 – 20, PS	Fuel	3.206	0.944	3.026	3,206
6	20 – 30, SS	Fuel	10.715	0.944	10.115	10,715
7	20 – 30, PS	Fuel	10.715	0.944	10.115	10,715
8	30 – 37, CL	Fuel	2.717	0.944	2.565	2,717
9	37 – 40, CL	Sludge	1.640	0.950	1.558	1,640
10	40 – 43, CL	Sewage	1.864	1.025	1.911	1,864
11	44 – 50, SS	Fuel	5.918	0.944	5.586	5,918
12	44 – 50, PS	Fuel	5.918	0.944	5.586	5,918
13	48 – 50	Sewage / Grey	5.468	1.025	5.604	5,468




-- 3 --

14	50 – 54, SS	Fuel (reserve)	4.619	0.944		4,619
15	50 – 54, PS	Fuel (reserve)	4.619	0.944		4,619
16	31 – 32, PS	Day – Tank	1.000	0.944	0.944	1,000
17	31 – 32, SS	Engine Oil Storage	0.216	0.920	0.199	216
18	31 – 32, SS	Hydraulic Tank	0.216	0.920	0.199	216
19	31 – 32, SS	Hydraulic Tank	0.420	0.920	0.386	420

Deadweight = 67.453 tonne

**MACHINERY & EQUIPMENT:**

- Main Engines : Twin Caterpillar C18 – D1 Turbocharged, 714 BHP (532BKW) @2100 RPM “C” rated fitted with Electronic Governor Diesel engines, handed (certificated)
- Gearboxes : 2 x Reinjet WAF 344 L 3.571:1 ratio, handed (certificated)
- Generators : Twin 60KW Caterpillar 3054 Turbocharged diesel 4 cyl Port & Starboard fitted in sound enclosures (certificated)
- Shafts & Drive : 4 x 8 metres 90mm dia stainless steel, taper couplings “AQUADRIVE” constant velocity joints and Thrust bearing with Polyflex isolator couplings
- Propeller : “Michigan” H4500-090 4 bladed, handed 44.3” x 41.7” (Taper Bore) Balanced and polished, naval bronze
- Engine Control System : “Glendinning” GHP electronic (Mech. back-up) three station with handheld Remote Control Station.
- Steering Gear : Twin Rudder – Hydraulic dual system ( HYDRIVE ).
- Bow thruster : “Wesmar” Vortex V2-18H dual S/S prop 50KW drive Hyd motor.
- Shore Power : Shore Power Cable 100 amp supply, 30M long for dock side connection. Supply 380/400 volt, 3 phase, 50 cycles through, isolating transformer, phase rotation and reversing switch. Monitoring of amps, volts, and over current is provided.
- Stabilizers : “Wesmar” RS 2200 Electric Gyro stabilizer system, 22 sq ft. Aero dynamic fins with hydraulic accuator assemblies with CPS 1000 gyro control, full trim control, gyro control, Fin position indicator
- Hydraulic Systems : Two “Hawe” V60N – 110 variable piston, load sharing, flow and pressure compensated pumps are direct mounted to the generators motors. 71HP @ 2800 p.s.i. The hydraulic system is designed to use either pump via central hydraulic system to run the stabilizers, anchor winches/capstains bow thruster, 420-litre tank capacity with heat exchange.
- : Separate Hydraulic Power Pack 7.5 KW with variable displacement pump situated in stern garage to operate Bulwalk door, Pasarelle door, Swim Platform door, Pasarelle and stern Capstans.
- Oily Water Separators : “Facet” CPS 2.5 BV 530 Litres. (Engine Room Compartment)
- Fuel Oil Separators : “Alfa Laval” 720 litres/hr



-- 4 --


Sewage System	:	“Hamman” with “Headhunter” heads with water flushing by Jetpac pump accumulator and back up for 10 toilets Bidets (System treats black & grey water)
Desalinators	:	“Sea Recovery” 1 x 1800 gal/day reverse osmosis type Coral Sea SM3/SW/S1-V model
Fresh Water Filter	:	“Aquafine” ultra fine water treatment + “Harmsco” final filter
Refrigeration	:	Walk-in freezer/ cool rooms in crews area + commercial day fridge in galley area
Charging Alternators	:	Main engines fitted with 24V x 60Amp + main generators 24V x 55Amp alternators to charge starting batteries.
Batteries	:	Diesel Starting – 2 sets of 2 x 12volt (series connected) House/Aux’s – 2 sets of 2 x 12 volt (series connected)
Battery Charging System	:	Ships emergency 24V supply charger system is provided via dual automatic charger systems
Exhaust System	:	Wet Exhaust through sides hull / auto under water bypass at running speed for main engines
Other Equipment	:	Hydraulic operated ST/ST telescopic, retractable passerelle teak decked / hand rails and fairy lights, slewing; and elevating motions on stern starboard.
Side & Stern Bulwark Doors:		Flush type, lockable with sensors and dogging systems. Removable collapsible step adaptable for access to wharf or tender access for sea landing.

#### **RIGGING / MOORING:**

Mast	:	Aluminum, incorporating storage for sun deck equipment
Anchors	:	2 x 200 kg HHP galvanized (Equip No. 140)
Chain	:	2 x 137.5 meter long x 19mm U2 stud link galvanized.
Anchor Winches	:	2 x “Muir” VRC 11000/185/45° brake integrated BSE (CW) Hydraulic motor coupled to heavy duty gearbox, dog clutch drive system gypsy and warping drum fitted with brake, chain guide and chain stoppers
Docking Capstans	:	2 x “Muir” VC/8000 vertical mooring capstans / hydraulic with heavy duty gearboxes.
Rope	:	1 set Mega strand ropes (38mm dia.) (Equip No. 140)
Fenders	:	8 inflatable 1.5M x 0.7M dia. Fender storage systems


#### **NAVIGATION & ELECTRONIC EQUIPMENT**

Monitoring System	:	Fully integrated LCD digital monitoring system, three colour display screens Software packages includes: Main Engines & Generator Instruments, Controls & Faults – Bilge & Tank Levels – Navigation, GPS, Charting – Speed, Temp’s & other vital ships functions.
Satellite Compass & GPS	:	Furuno SC-50 Satellite Compass
Radar 1	:	Furuno NavNetvx2 Model 1954CBB/NT Blackbox Radar 72 mile, 12KW, SMAP 6 foot array
Radar 2	:	Furuno NavNetvx3 model 1944CBB/NT Blackbox radar 64 mile, 6 KW, CMAP 4 foot array
Magnetic Compass	:	C-plath Venus, magnetic compass, console mount 150mm 1 degree card, B+C correction capsule



-- 5 --

Automatic Identification System	:	Furuno FA-150 AIS
Depth & Wind Instruments	:	1 Furuno RD-30 Digital depth & multifunction display, 1 Smart sensor transducer, depth & temperature, 3 Simrad IS15 Compass Instrument Head, 1 CV3F Windsensor with NMEA output
Colour Depth Sounder	:	Furuno BBFF1 1 KW blackbox Network sounder
Navtex Receiver	:	Furuno NS-300 Navtex Receiver 24 Volts Dc with NX-3HD Antenna
Auto Pilot	:	Furuno Navipilot 500 Autopilot FAP5001 Primary Control Unit FAP5002 Processor Unit, FAP6111 Rudder Reference Unit PG500R Sensor unit
GPS	:	IMO Approved, Furuno GP-90D IMO WAAS/GPs/DGPS Receiver
GPS & Heading Data Distributors	:	3 Furuno IF-2500 NMEA Interface unit.
Loudhailer	:	Furuno LH-3000 Loudhailer, 30 Watt, 12 volt DC + 2 x bogen SP308A Horn Speakers, 30 watt
Satellite Comm. Terminal	:	Thrane & Thrane Fleet Broadband 250 with sailor antenna, Satellite Telephone system
Broadband System	:	Only Thrane & Thrane Broadband 500 with sailor antenna
HF/SSB Radio Equipment	:	Furuno FS-1570 MF/HF DSC/SSB Radiotelephone, Comrod AT82D 8 meter whip antenna Furuno FAX5 Active DSC watch antenna Shakespeare 5220 8 foot whip for FAX5
Inmarsat C	:	Furuno Felcom 15 Inmarsat C, Furuno OO-510 printer
VHF Radio Equipment	:	Furuno FM-8800S DSC VHF Radiotelephone, 3 Morad VHF156HD VHF Antenna, 6 ICOM IC-M88-01 VHF Handheld Radios with BC-147E, 12 220 VAC Charger
Satellite TV System	:	Two seatel coastal 24 Satellite antenna 27 inch Radome
Telephone System	:	1 each Panasonic KX-TA624 Telephone system 6 trunk lines, 16 extensions, 10 each KX-T7735 Speaker Phone, 2 KXTD7 Multiline wireless phone, main distribution frame, shore line connection box symbol 432.1, engine room ring detector, BER2000
TV/Radio Antenna & Distribution System	:	Naval Central Antenna Television/Radio entertainment system comprising: Mark 32ALC TV/AM/FM antenna W/25 meter cable, CA3050 Cabinet, PB3222 220/110 VAC Power supply, A3250/0 TV amplifier, A3251SS TV Amplifier Hi VHF, USA CATV, A3252 TV amplifier UHF, A3265 AM amplifier, OF3281 Output filter, ASAVM24 4 channel UHF modulator
CCTV Security System:	:	ELBEX Security/CCTV system, 220 VAC, EXC9/4 colour fixed Ball camera, 4mm lens (stern entrance), EXC9/6 colour fixed Ball camera, 6mm lens (passarelle), EMB9-R-W mount for ball camera, EXC575/4 Colour pan/tilt camera, 4mm lens (engine room), EXC7207MCOW colour




-- 6 --

	:	day/night camera PTZF (Stern), EXC7207MROW day/night camera (mast) ETC20 telemetry converter for EXC7207, EXS128 switcher, EXSQ244 Quad Switcher, EDM900TML Pigtailed, EP-2409 Camera power supplies, 220VAC, IR sensors, Tote vision LCD-801 7.9 inch LCD monitor, Tote vision LCD-1510V, 15.1 inch LCD monitor.
PA System	:	Public address systems, consisting of TOA W-912A 120 watt amplifier, 1 shure 527B paging microphone, 17 Bogen S810 70V 15 watt flush speakers & grills, 2 pair polyplaner MA6600 weatherproof speakers.
Safety Equipment	:	1 ACR RLB32 category 1 406 MHZ EPIRB, 1 Simrad SA50 SART, Icom IC-GM 1600 GMDSS Survival Craft VHF Icom BP234 Spare lithium battery.
Tender Boat Equipment	:	ICOM IC-M422 VHF/Hailer, Bogen SP308A PA 30 watt Hailer Horn, Pacific aerials P6079 Ss antenna mount, ACR RKB32 Category 1 406 MHZ EPIRB
Foghorn	:	Airhorn "Kahlenberg" inc compressor and auto safety signals
Wheelhouse wipers	:	"Exalto" – 7 units with synchronization and washer system
Chronometer	:	Yes
Barometer	:	Yes
Binoculars	:	1 set night and 1 set day
Bell	:	300mmØ cast bell bronze chromed
Service Provider	:	Stratos communications / T.B Confirmed.

**LIFE SAVING APPLIANCES:**

Bilge Pump (Main/Emerg)	:	Twin submersible pumps systems in each compartment: AC/DC with automatic level switch control system
Fire Pump	:	2 x 20 m <sup>3</sup> /H @ 14 M head Fi.Fi. / deck, anchor, wash – Horiz Centrifical, self priming bilge pumps 4 KW IP55 motor Lloyds + MCA compliance
Fire Pump (Emergency)	:	Diesel driven 20 m <sup>3</sup> /H @ 14 M head single cylinder 2KW air Cooled, manual start, incl, fuel oil tank, silencer base mounted in lazzerette. Lloyds + MCA compliance.
Fire Extinguishers	:	Assorted accommodation extinguishers, engine room CO <sup>2</sup> System
Fire Hydrants	:	4 hoses and spray nozzles
Bilge Alarm	:	Each watertight section fitted with alarm to wheelhouse
Smoke Alarms	:	Fitted throughout, connected to central alarm console.
Security System	:	CCTV with cameras on aft deck on mast head, and engine room with alarms fitted.
Flags	:	National Flags and International code flags (full set)
Life Rafts	:	4 x 8 man Viking inflatables rafts
Life Jackets	:	16 adults, 6 children, with reflective tape and lights
Lifebuoys	:	6 (2 with lines and 2 with lights)
Tender (Guest)	:	"Castaldi" 4.5 M – 7 person (white) with centre console, instrument (compass, sounder, etc.) and fitted with Diesel jet inboard.
Tender Davits	:	Opacmare davit 1.5 tons @ 4.5 rad mounted on crew



-- 7 --

Other : Deck. C/- 24 Volt Power Pack.  
: Opacmare davit model 3026/47 800kg telescopic 4.4mtr.rad.  
: mounted on sundeck Starboard side.  
: Medical Kit, stretcher, torches, flares, etc. Full safety  
equipment including fire extinguishers, fighting systems etc to meet  
Lloyds, MCA and flag rules.

#### MISCELLANEOUS:

- Air-conditioning system with muti independent compressor systems mounted in engine room with chill water ring line system to fan coil units to all areas.
- Intercom system
- 1 x 300 litre, 3 element hot water system (stainless steel fresh water tank) (engine room)
- 4 “local area” connected disc player/speakers
- Full range of stainless steel galley equipment including: - Twin ovens with rotisseries, BBQ Grillers, Deep fryer, Range hood and filters; Fridge/Freezer, glass ceramic electric cooking top, Dishwasher, Waste compactor, In-sink-Erator
- Dive compressor and two sets dive equipment
- Water maker 4 module type “Sea Recovery”
- Cutlery, crockery, cooking utensils for crew only
- Engine spares and tools (essential)
- Carpet throughout & timbered wheelhouse and galley floors
- Ceiling strip lighting in main saloon and sun lounge
- Upholstered loose furniture
- Bar fridges and ice makers on sun deck, sun lounge and main saloon levels
- Two “Maytag” 10 gal. washing mach/dryers in crews laundry

#### ACCOMODATION:

##### SUNDECK

- 8 seater Jacuzzi with control panel (jetheads, heater, filter, ozone treatment & light)
- Mast base is fitted with toilet head
- Seating for 12 (including sun pads)
- Electric barbeque console fitted bar fridge and ice makers
- Spiral staircase down to sun lounge bridge deck

##### BRIDGE DECK

- Central stairway connecting to fore deck
- Stair port side down to main deck aft
- Head room clearance 2.1 meters
- Wheelhouse with console plus port/starboard wing stations
- “Full beam” area lounges converts to double beds with access to dayroom / ensuite.
- Internal staircase down to main saloon area.
- Master’s chair on slide rails (black leather)
- Chart table and leather seats aft



-- 8 --

- Access way starboard to sun lounge
- Guest day WC starboard / converts to ensuite
- Bar fridge, ice maker, sink, drinks shelves area in lounge
- Stainless steel double automatic curved sliding door, connecting to open deck area
- Spiral staircase down to aft main deck up to sundeck

#### MAIN DECK

- Headroom clearance 2.2 meters
- Stainless steel double automatic powered sliding door opening directly to main saloon.
- Owners full beam cabin with king berth, shower/wc, table, chair & wardrobe, 2 side tables, walk-in
- change/wardrobe and storage areas
- Ensuite marble walls, floor, fitted with bath shower, toilet, bidet dual sinks
- Main saloon lounge area aft with seating for 12
- 12 seater dining table and chairs.
- Open staircase to wheel house deck
- Aft deck with spiral up to boat deck, down to large swim platform area
- Aft deck table seating for 12.

#### CREWS AREA/

#### LOWER DECK FORWARD


- Headroom clearance 2.05 metre
- Walk-in 5 M3 freezer room plus 5 M3 chiller room
- Laundry with 2 x washing machine & dryers
- Walk-in dry store
- 3 crew cabins with 2 single berths, cloths lockers and adjoining shower and WC
- Crew mess with seating for 8, storage lockers, sink, Microwave, water heater, utensils, T.V. and DVD
- Access door to engine room, fire rated A60
- Stairs up to main deck thru galley to port side.

#### GUEST AREA/ LOWER DECK AFT

- Three V.I.P. self contained guest cabin fitted with queen beds, chair, hanging and storage lockers
- Ensuities with WC, bidet, shower bath and vanities
- One guest cabin with twin, king-single beds, chair, hanging and storage lockers
- Ensuite with WC, shower, bath and vanities
- Staircase up to main deck to main saloon.

#### FORWARD CREW DECK

- Bow deck is fitted with "Muir" anchor winches and capstans.
- Also fitted with 1500kg 4.5mtr radius Opacmare Hydraulic Davit
- "Castaldi" 7 person Diesel-Jet, rib-inflatable tender/ rescue boat with cover.



-- 9 --

### **STERN GARAGE**

The yacht has an extended full beam garage with hydraulically powered watertight door which operates as a swim platform when open. The area provides storage for one twin seater jetski and water sports equipment, access is via steps from main deck, through watertight door.

### **INTERNAL FIT-OUT:**

All interior areas, including accommodation have "floating" floors, walls & ceiling system, engineered to minimize noise and vibration, sound proofing and thermal insulation fitted in all areas.

Spacious layout with good high headroom in all entertaining areas (2.2M) & (2.1M) clearances.

Interior fitted out with Mahogany veneering and timber work, high class light fittings, carpets, and fabrics curtains to interior architect directions (Refer M.Y. Ligaya interior to reference to quality and standards.)

### **HULL EXTERNAL:**

Hull paintwork mirror finished using Awlgrip marine products. Both hull and superstructure are shaped and faired with mirror finish using polyester urethane marine top coatings applied by master painter and represent a good seaworthy smooth shape.

The stern gear is well designed, of the highest quality materials and fitted well, with the propeller selection skewed and handed 4 blades to minimize vibration. Rudders offset outboard to maximize turning short with full helm, and also to facilitate drawing the propeller shaft.

Main deck areas, external are decked with 12mm Teak and Sikaflex corked.

### **MACHINERY AND ELECTRICAL:**

Engineering systems such as hydraulic, electrical and airconditioning ducting, installed to the highest International standards and Lloyds compliant

Machinery is professionally well laid out and installed. Pipe work and cable runs placed below the engine room floor plates. All strainers, valves, cocks, etc are easily accessible.

Equipment and machinery selection is of the highest international standards. Vessel is capable of coping with the differing international port voltages with predominant system being 380V 50 cycles and 24 volt DC. All circuits are protected with rated circuit breakers. All electrical bulkhead penetrations to survey standards. Main switchboard is stainless encased cubicles.

-----o0o-----